



A FLY AND LICE POUR-ON FOR SHEEP

MAGNUM is a water-based IGR pour-on for the prevention of flystrike and control of lice



- Diflubenzuron (IGR) pour-on
- Provides both fly and lice control
- Nil meat withholding period, so no delay in getting lambs away
- 8 weeks fly protection
- At least 20 weeks lice control
- Water-based user-friendly solution

Registered for:

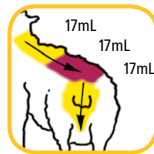
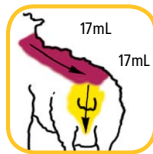
MAGNUM is registered for the control of body lice and protection against blowfly strike on sheep, and provides at least 20 weeks lice control and 8 weeks fly control. It can be used with up to 3 months wool growth in strong-wool breed sheep. Application off-shears is recommended for optimum lice control.

MAGNUM contains the insect growth regulator (IGR) diflubenzuron. Diflubenzuron acts by interfering with the moulting and growth process causing death of blowfly larvae and lice nymphs.

MAGNUM is the product of choice for lice treatment, at any time of year. MAGNUM has a nil meat withhold so it is perfect for fly control on terminal lambs; use off-shears for exceptional lice control whenever you are shearing.

Dose rate: Fly

Class/ Liveweight	Dose	Apply To	Doses Per Pack	
			2.5L	20L
Docking	17mL (1x17mL)	Crutch	147	1,176
0-35kg	34mL (2x17mL)	Crutch/Back	73	588
35kg+	51mL (3x17mL)	Crutch/Back	49	392



Withholding times:

Meat: Nil

Milk: 35 days

Wool Harvest Interval: 60 days

Application:

Apply the recommended dose as set out below using a COOPERS T-Bar gun.

MAGNUM is rainfast, trials have shown that 25mL of rain before and after application does not affect efficacy.

For lice control it is best practice to apply MAGNUM off-shears (within 24 hours after shearing). Can be used on strong-wool type breeds with up to 3 months wool growth; must be used off-shears on fine-wool breeds.

Dose rate: Lice

Product must be applied in a wide continuous band down the midline from poll (between ears) to tail.

Liveweight	Dose	Doses Per Pack	
		2.5L	20L
15-20kg	12mL	208	1,666
21-30kg	15mL	166	1,333
31-55kg	20mL	125	1,000
56-75kg	25mL	100	800

Over 75kg add an extra 5mL for every 10kg liveweight.



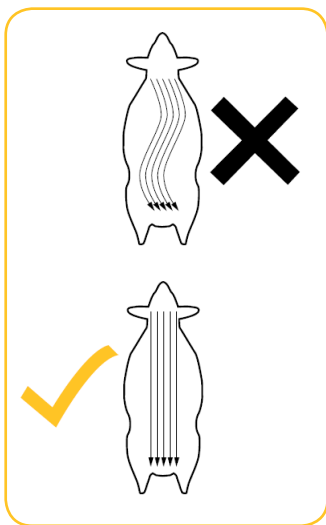


The COOPERS 10 Point Lice Management Plan

When you treat your sheep with COOPERS MAGNUM, following the COOPERS 10 Point Lice Management Plan, you can rest assured that lice will be controlled in your flock.

We're so confident MAGNUM will work, that if it doesn't deliver – we'll replace the product free of charge*. That's our promise to you.

That's because for over 120 years we've been developing and manufacturing animal health products in New Zealand for New Zealand conditions. In the unlikely event that you find lice on your treated sheep please call our customer services team on 0800 800 543.



- 1 Read the label carefully and treat in accordance with the label recommendations.
- 2 Treat all sheep annually off-shears (within 24 hours following shearing).
- 3 Shear with flat combs. Ensure sheep are cleanly shorn, with no tufts of wool remaining.
- 4 Shear and treat all sheep at one time. Avoid split-shearing and treating sheep unless the different mobs are completely separated.
- 5 Check that the applicator has been calibrated and is accurately dispensing the recommended dose.
- 6 Apply MAGNUM with a T-Bar from the poll (between the ears) to the tail down the middle of the backline. Do not deviate from the spine. If you are unable to apply product evenly all the way down the backline using the label dose, increase the dose to ensure the entire backline area is covered.
- 7 Treatment must be done at least 3 weeks prior to lambing. If it is later than this there is a risk lice may be transferred on to lambs.
- 8 Do not mix treated sheep with untreated sheep.
- 9 Maintain a stock-proof boundary. Stock-proof fences are essential to prevent reinfestation from outside sources.
- 10 Prevent reinfestation of lice by treating introduced sheep and quarantining them from all other sheep until they have been shorn and treated at least once off-shears.

*This guarantee does not cover the cost of labour. To claim, you must provide a copy of your proof of purchase and provide necessary evidence to prove you have complied with each point of the COOPERS 10 Point Lice Management Plan.